

Alumil

SUPREME S650 e-MOTION



AUTOMATED SLIDING INSULATED SYSTEM

The SUPREME S650 e-MOTION is the automated version of SUPREME S650 PHOS series. The elegant design and the superiority of the electric motion make it the perfect solution for projects that require impressive wide spans, perfect functionality, comfort and no restrictions regarding the residents' view.

The innovative design of the profiles of the S650 motorized version in combination with the concealed mechanism, ensure the smooth motion of the system with emphasis on safety and functionality.

- Main characteristic of the system the concealed profiles as they are totally integrated into the wall.
- Remote controlled electric motion for ease of use.
- System of sensors for controlling motion, electromagnetic locking, fire detection and entrapment through circuit board (PCB) for maximum security.

- Narrow interlocking profile with only 25 mm visible aluminum face width.
- Operates in cases of blackout thanks to a battery included in the mechanism.
- Can also be operated manually in case of emergency.
- Extra concealed profiles available for water drainage.
- Compatible with a “Smart House” application.



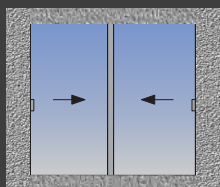
alumil

SUPREME
S650 e-MOTION

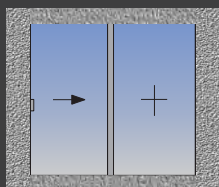
TECHNICAL CHARACTERISTICS

Visible aluminium face width	Concealed profiles
Frame height	45 mm
Frame width	174 mm
Sash height	25 / 32 mm
Sash width	67,4 mm
Interlocking profile width	25 mm
Sash weight	Up to 700 Kg
Glazing	50 mm
Insulation	Polyamides, PVC


TYOLOGIES




Double horizontal sliding sash



Single sliding sash with fixed light



CERTIFICATES



Air permeability EN 1026, EN12207

CLASS 3

Watertightness EN 1027, EN 12208

CLASS E1050

Resistance to wind load EN 12210, EN 12211

CLASS C3



ALUMIL SA
KILKIS INDUSTRIAL AREA
GR 61 100, KILKIS
TEL: +30 23410 79300
FAX: +30 23410 71988
www.alumil.com